

# WOODWORKING SYMPOSIUM REGISTRATION FORM

Current Guild or Peachstate SAPFM members,  
please register by 2/15/17: \$85

Non-members, (includes full 2017 Guild membership),  
please register after 2/15/17 : \$130

**SEATING IS LIMITED!**

Name \_\_\_\_\_

Address \_\_\_\_\_

City \_\_\_\_\_

State \_\_\_\_\_ Zip \_\_\_\_\_

Email \_\_\_\_\_

Register online and pay with PayPal  
or credit card on our website at:

[www.wwgofga.com](http://www.wwgofga.com)

or mail the completed form and your check to:

**2017 Woodworking Symposium  
Woodworkers' Guild of Georgia  
P.O. Box 80750  
Atlanta, GA 30366**



## WHEN

**MARCH 17-19, 2017**

### FRI, MAR 17

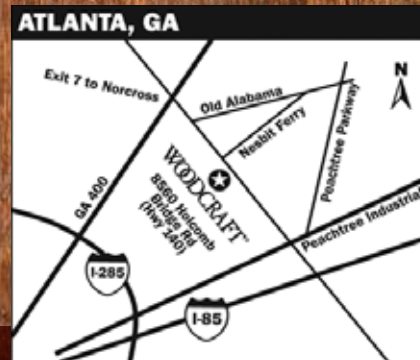
6:30-8:00 pm... *Open to the Public,  
free admission. Slide  
presentation on Peter's  
portfolio and Finishing career.*

### SAT, MAR 18

8:30 am..... *Registration*  
9:00 am..... *Morning Session*  
Noon..... *Lunch on your own*  
1:30-5:00 pm... *Afternoon Session*

### SUN, MAR 19

9:00 am..... *Morning Session*  
Noon..... *Lunch on your own*  
1:30-4:00 pm... *Afternoon Session*



## WHERE

**WOODCRAFT**


8560 Holcomb Bridge Road, Roswell, GA 30022  
770-587-3372

## DIRECTIONS


Take Georgia 400 to Holcomb Bridge Rd. (Northbound-  
Exit 7A; Southbound Exit 7). Go East on Holcomb Bridge  
approx. 3.5 miles. Rivermont Shopping Center is at the  
Southeast corner of Holcomb Bridge Rd & Nesbit Ferry Rd.


# WOODWORKING SYMPOSIUM

MARCH 17-19, 2017



**FINISHING**  
Dyes, Stains, and Glazing Methods  
*Demonstrated by Peter Gedrys*





## THE PRESENTER

**Peter Gedrys,**

*Professional Finisher and Owner/Founder Of  
Architectural Finishes, LLC*

As a restorer, his resume includes eighteenth and nineteenth century furniture of American and Continental origin. His architectural projects allow him to reproduce the rich colors and patinas usually reserved for fine antiques. Along with teaching classes in a variety of finishing disciplines, Gedrys regularly contributes finishing articles to Fine Woodworking magazine and is considered to be one of the leading finishers and restoration experts in the Northeast.

## THE PROGRAM

When building furniture, the craftsman faces various tasks such as wood selection, designing, milling, and joinery. Yet upon completion it's only half done. Then there is the question of finishing. With all the myths, recipes and formulas, invariably it becomes confusing and intimidating.

In this symposium a variety of techniques employing dyes, stains, glazes and final finish will be demonstrated. Glazing, which is a translucent color over a sealed surface, is one of the finishers most potent and forgiving techniques. Since the surface is sealed you can easily remove a glaze while it is still wet. A variety of filling techniques will also be demonstrated. This seminar is designed to take the guess work out of your next finishing project.

## TOPICS TO BE COVERED INCLUDE:

SURFACE PREPARATION

SANDING

SCRAPING

WASH COATINGS

TO COLOR OR NOT TO COLOR

STAINS AND DYES

LAYERING COLOR

CREATING VISUAL DEPTH

CHOOSING THE PROPER FINISH

FINISHING THE FINISH

## DAY ONE

### DYES, STAINS AND GLAZING

One of the biggest differences between a professional and amateur finisher is the ability to control their color. Even those who prefer to finish wood naturally are at odds when faced with glaringly mismatched boards. The question becomes "Now what!!" Arbitrary staining for staining's sake rarely produces satisfactory results and now you've lost control.

This seminar will teach you to control your color, not the other way around. A variety of woods will be employed and samples produced.

This will include, but not be limited to:

**On Mahogany:** Antique

Golden Brown, Red  
Mahogany Bleached to  
simulate satinwood

**On Walnut:** Early American  
Antique French



## DAY TWO

### FINISHING

With all the coatings and myths available, choosing a finish is often a challenge. That's why many have only one finish in their arsenal. This seminar will give you the knowledge and confidence to step outside your comfort zone.

We'll cover all the bases with wiping varnishes, waterborne and shellac. Shellac will be given some extra attention and Peter will show you how to get the most out of this very versatile coating. Applications will include brushing and French polishing.

Throughout the weekend Peter will take time to discuss the many aspects of Finishing, resulting in an informative lecture for all skill levels. There will be ample time for questions and interaction.

Expect an enjoyable weekend of woodworking, finishing and an exceptional opportunity to enhance your finishing skills.

